

**CAPACITORS**




**EMI Y2 SUPPRESSION D2YE**

- Polypropylene
- Plastic case (UL94V-0)
- Epoxy resin sealed, flame retardant UL94V-0
- Self healing properties
- For Y2 applications
- Lighting ballasts etc.
- UL file number E97863



**SECTION 1**

**SPECIFICATION**

<b>Max Operating Temperature:</b>	100°C		
<b>Voltage Range:</b>	250Vac, 50/60Hz		
<b>Capacitance Tolerance:</b>	±20% (M)		
<b>DC Test Voltage:</b>	2500V for 2 seconds (Pitch = 10mm), 2700V for 2 seconds (Pitch 15mm)		
<b>Dissipation Factor tanδ(in 10<sup>-3</sup>); at 20°C(15mm pitch and above)</b>		<b>C ≤ 0.1µF</b>	<b>C ≤ 1µF</b>
	at 1kHz 100kHz	1 5	1 -
<b>(10mm pitch)</b>	1kHz	10kHz	100kHz
	8	15	30
<b>Insulation resistance at 20°C, rel. humidity ≤ 65%</b>	30000MΩ		
<b>Marks of conformity</b>	<b>Standards</b>	<b>Certificate</b>	
  	EN 132400, IEC 60384-14 UL 1414 CSA C22.2 No.1	138600, 138603 E97863 E97863	

**ORDERING INFORMATION**

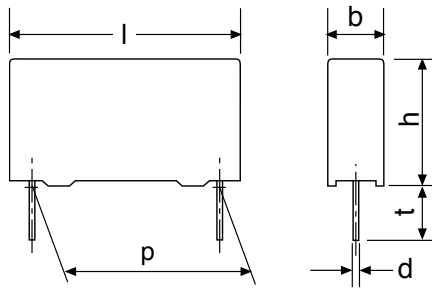
<b>D2YE</b>	<b>0.01</b>	<b>250</b>	<b>M</b>	<b>22.5</b>	
Range	Capacitance	Voltage	Tolerance	Pitch	Options
	µF		M = 20%	10 15 22.5 27.5	TA = Tape Ammo TR = Tape Reel Blank = Loose

RANGE & DIMENSIONS

SECTION 1

Lead Spacing $p \pm 0.4$ (mm)	Capacitance	Max. Dimensions (mm)		
		b	h	l
10	1.0nF	4.0	9.0	13.0
	1.5nF	4.0	9.0	13.0
	2.2nF	5.0	11.0	13.0
	3.3nF	5.0	11.0	13.0
	4.7nF	6.0	12.0	13.0
	5.6nF	6.0	12.0	13.0
	6.8nF	6.0	12.0	13.0
15	10nF	6.0	11.0	18.0
	15nF	7.0	12.5	18.0
	22nF	8.5	14.5	18.0
	27nF	8.5	14.5	18.0
	33nF	9	17.5	18.0
22.5	47nF	7.0	16.0	26.5
	56nF	8.5	16.5	26.5
	68nF	10.5	16.5	26.5
	0.1nF	10.5	20.5	26.5
27.5	0.15nF	11.0	21.0	31.5
	0.22nf	13.5	23	31.5
	0.33nf	18	27.5	31.5

OUTLINE DRAWING



Pitch	Lead Length t	diameter d
10	5.5 ±0.5	0.6
15	5.5 ±0.5	0.8
22.5	5.5 ±0.5	0.8
27.5	5.5 ±0.5	0.8