

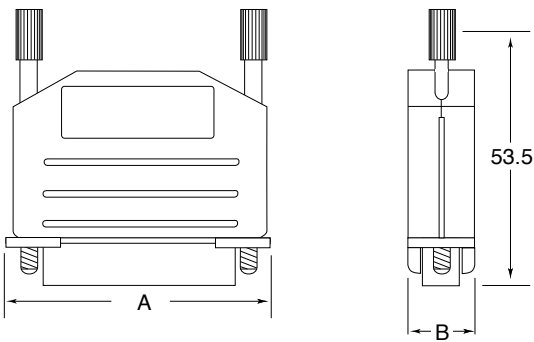
D TYPE CONNECTOR HOODS

- One Piece Design
- Black, Grey, Green, Red, Blue or Yellow Available
- 9, 15, 25 or 37 way
- UL Approved

PLASTIC HOODS



OUTLINE DRAWING



	A	B	Max Cable O.D.
9 WAY	35.0	17	8.4
15 WAY	41.0	16	12
25 WAY	54.5	15	12
37 WAY	71.0	17	14

Dimension - mm

SECTION 11

ORDERING INFORMATION

DBC	D	PH	09	BLK
Dubilier Connectors	D style	Hood Style	N° of Ways	Colour
		PH = Plastic Hood	09 = 9ways 15 = 15ways 25 = 25ways 37 = 37ways	BLK = Black GRY = Grey GRN = Green RED = Red BLU = Blue YEL = Yellow

D TYPE CONNECTOR HOODS

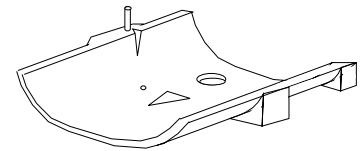
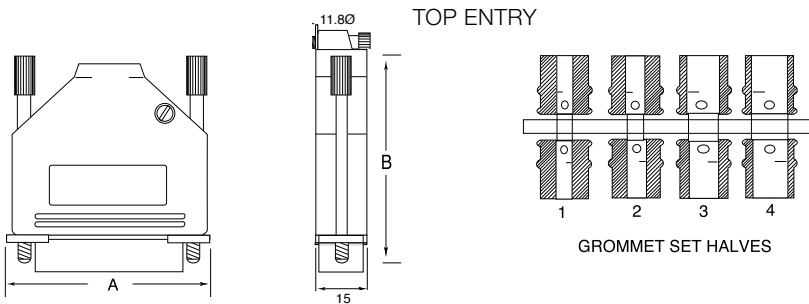
PLASTIC SCREW TOGETHER HOOD

- 9, 15, 25 & 37 way
- Accommodates 3 - 13mm cable sizes
- UL94-VO material
- Black, Red, Blue, Green and Yellow available
- 45° C Cable entry available



OUTLINE DRAWING

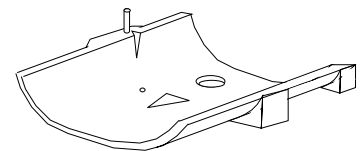
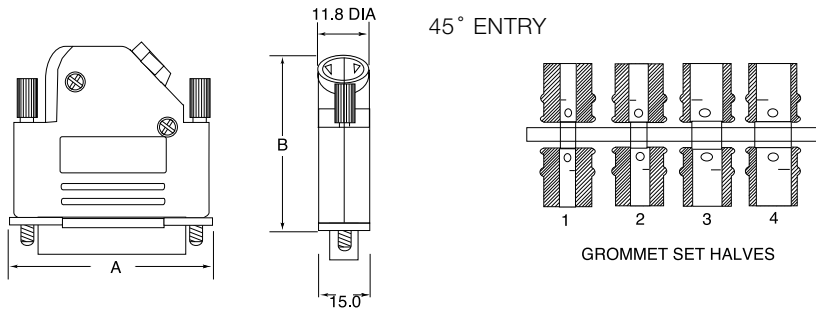
SECTION 11



ENLARGEMENT OF GROMMET HALVE

Grommet Number	Dimensions Diameter
1	4.0
2	5.0
3	7.0
4	10.0

Ways	DIM A	DIM B
9	31.2	39.9
15	39.5	41.5
25	53.4	48.6
37	69.7	53.6



ENLARGEMENT OF GROMMET HALVE

Grommet Number	Dimensions Diameter
1	4.0
2	5.0
3	7.0
4	10.0

Ways	DIM A	DIM B
9	31.0	36.3
15	39.5	40.3
25	53.2	40.3
37	69.7	40.3

ORDERING INFORMATION

DBC	D	PSH	09	BLK
Dubilier Connectors	D Style	Hood Style	N° of Ways	Colour
		PSH = Plastic Screw together	09 = 09ways	BLK = Black
		PSH45 = Plastic Screw together 45°	15 = 15ways	RED = Red
			25 = 25ways	BLU = Blue
			37 = 37ways	GRN = Green
				YEL = Yellow

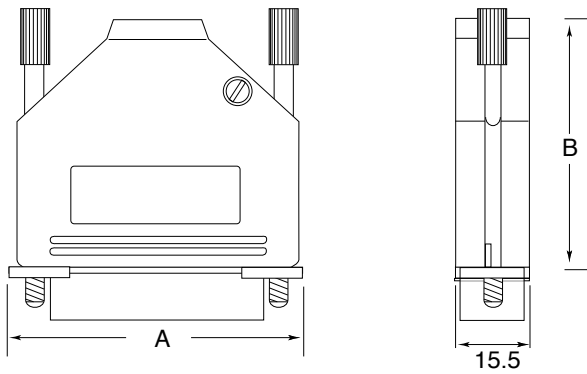
D TYPE CONNECTOR HOODS

- RFI/EMI Screened Hoods
- Nickel or Black Available
- 9, 15, 25 or 37 way
- Lightweight Zinc Diecast Shell
- 45° Cable Entry Available
- VDE Approved
- Accommodates 3.5mm to 13mm Cable

DIECAST HOODS



OUTLINE DRAWING



	A	B
9 WAY	31.2	39.9
15 WAY	39.5	41.5
25 WAY	53.4	48.6
37 WAY	69.7	53.6

Dimension - mm

SECTION 11


ORDERING INFORMATION

DBC	D	DH	09	NKL
Dubilier Connectors	D style	Hood Style	N° of Ways	Colour
		DH = Diecast Hood DH45 = Diecast Hood 45°	09 = 9ways 15 = 15ways 25 = 25ways 37 = 37ways	NKL = Nickel BLK = Black

D TYPE CONNECTOR HOOD

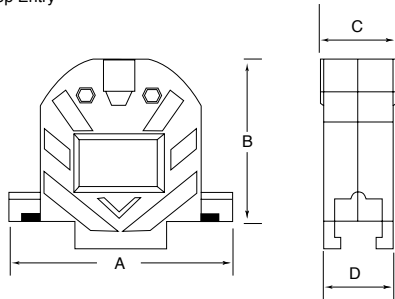
- Top or 45° Cable Entry
- Lightweight Construction
- Nickel Plated over Copper on ABS
- 9, 15, 25, 37 or 50* way
- *Top Entry Only

METALISED PLASTIC HOODS



OUTLINE DRAWING

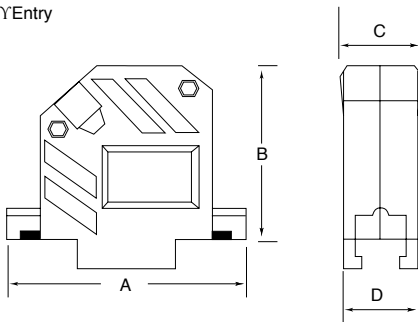
Top Entry



Shell	A	B	C	D
9 WAY	31.1	35.5	16.3	16.3
15 WAY	39.1	38.8	16.3	16.3
25 WAY	53.1	42.0	18.0	16.3
37 WAY	69.3	46.5	23.0	16.3
50 WAY	67.2	47.1	23.9	19.1

Dimension - mm

45Y Entry



Shell	A	B	C	D
9 WAY	31.1	37.2	16.3	16.3
15 WAY	39.1	40.6	16.3	16.3
25 WAY	53.1	44.1	18.0	16.3
37 WAY	69.3	45.7	22.4	16.3

Dimension - mm


ORDERING INFORMATION

DBC	D	MPH	09	Options
Dubilier Connectors	D style	Hood Style MPH = Metalised Plastic Hood MPH45 = Metalised Plastic Hood 45°	N° of Ways 09 = 9ways 15 = 15ways 25 = 25ways 37 = 37ways *50 = 50ways	Blank = Short Screw

D TYPE CONNECTOR HOODS

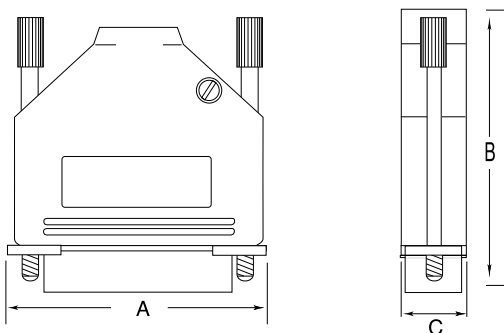
- 9, 15, 25 & 37 way
- Accommodates 3 - 13mm cable sizes
- Nickel over copper plating
- Attention better than 40dB between 30MHz to 1 GHz
- 45° Cable entry available

LOW COST METALISED PLASTIC HOOD



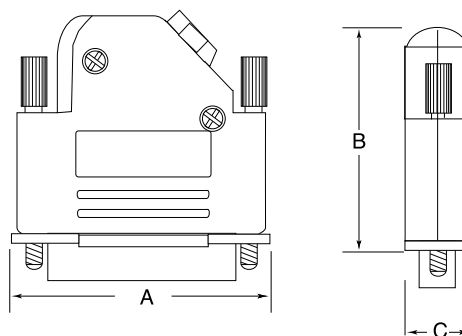
OUTLINE DRAWING

TOP ENTRY



Sub D	A	B	C
9	31.2	39.9	15.0
15	39.5	41.5	15.0
25	53.4	48.6	15.0
37	69.7	53.6	15.0

45° ENTRY



Sub D	A	B	C
9	36.3	31	15.0
15	40.3	39.5	15.0
25	40.3	53.2	15.0
37	40.3	69.7	15.0

SECTION 11


ORDERING INFORMATION

DBC	D	MPHLC	09
Dubilier Connectors	D Style	Hood Style	N° of Ways
		MPHLC =Metalised Plastic Hood Low Cost	09 = 09ways 15 = 15ways 25 = 25ways 37 = 37ways
		MPHLC45 =Metalised Plastic Hood Low Cost 45°	

D TYPE CONNECTOR HOODS

ETHERNET AND THINNET HOOBS

- For use with Transceiver Cables
- Zinc Diecast Shell for top and side Cable Entry
- Easy Assembly
- Three options available
- IEEE Approved

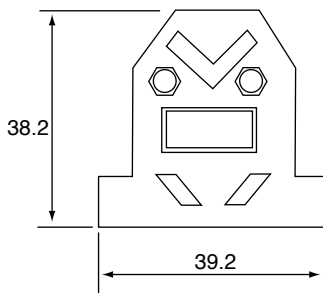


Assembly Instructions

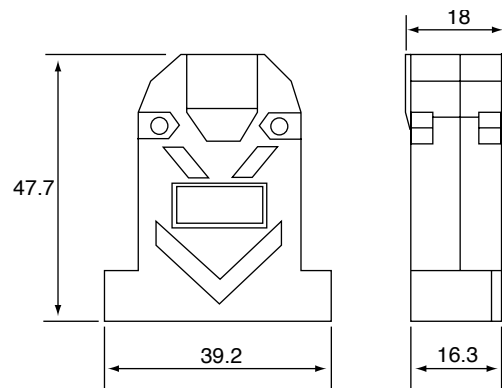
1. Select the tightest fitting insert that will fit over the cable.
2. Fold braid/foil back over insert as shown in diagram. Ensure any excess is trimmed or folded back under lip of insertion
3. Install jackscrews (if required).
4. Install connector and close cover.
5. Install Slidlock clip/Slidlock studs (if required) See Page 43.

OUTLINE DRAWING

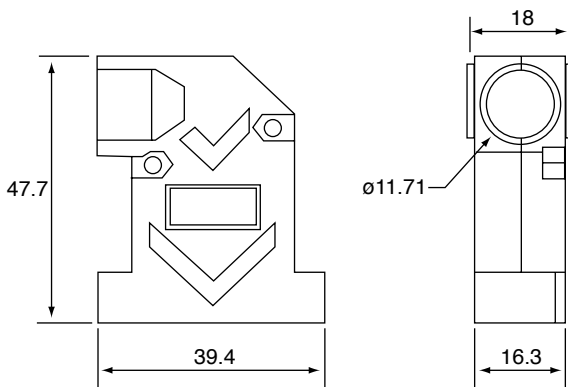
SECTION 11



**Thin Ethernet
DBCDEH1**



**Thick and Thin Ethernet
DBCDEH2**



**Thick and Thin Ethernet - 90°
DBCDEH3**

ORDERING INFORMATION

DBC	D	EH1
Dubilier Connectors	D Style	EH1 - Thin Ethernet EH2 - Thick and Thin Ethernet EH3 - Thick and Thin Ethernet 90°