

AUDIO

PCB 3.5Ø EARPHONE JACK

SECTION 6

- Competitively priced
- Industry Compatible
- PCB Mounting or Wire Soldering
- Thread mounting option



SPECIFICATION

Contact resistance (DCR 0.1A)

1, Initial, before any testing:

- (1) Between the terminals (NC): 30mΩ
- (2) Plug to sleeve, tip, ring (NO) contact: 50mΩ

2, After life test with mating plug:

- (1) Between the terminals (NC): 60mΩ
- (2) Plug to sleeve, tip, ring (NO) contact: 100mΩ

Insertation Force:

0.3kg - 2.0kg

Terminals must withstand a 500g minimum pull for 10 seconds

Extraction Force:

0.3kg - 2.0kg

before movement or break from housing occurs

Soldering Heat:

Terminal for PC board temperature: 260 ± 5 °C for 5 ± 1.0 seconds

Operating Temperature range:

-25 °C to 80 °C

Insulating Resistance:

More than 100mΩ by 500v DC at 90 - 95% RH, 40 °C

Voltage Test:

Withstand 0.5mA 500v AC between any open terminal for one minute

Lifetime:

Withstand more than 5000 cycle's insertion and withdrawal with testing plug

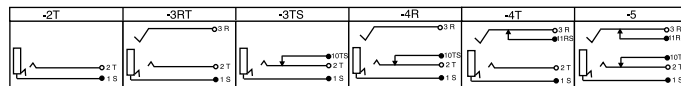
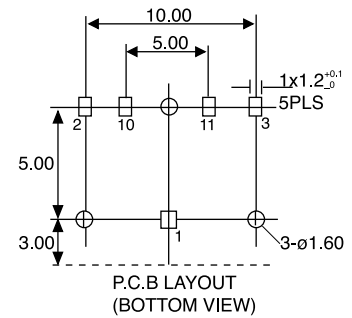
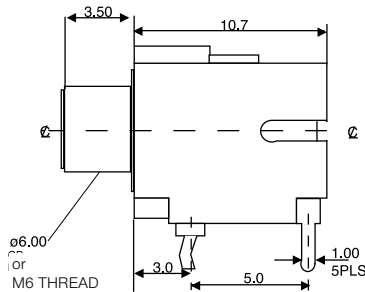
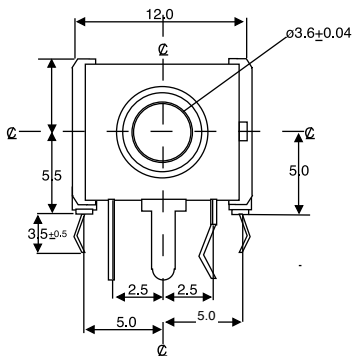
Rated Voltage:

16vdc

Rated Current:

20mA - 0.3A

OUTLINE DRAWING



ORDERING INFORMATION

DBC	EJ	0359		-2T
Dubilier Connectors	3.5Ø Earphone Socket Connector	Series	Thread	Contacts
			Blank = Without Thread T = Thread	-2T -3RT -3TS -4R -4T -5

AUDIO

- Competitively priced
- Industry Compatible
- PCB Mounting or Wire Soldering

PCB 3.5mm EARPHONE JACK

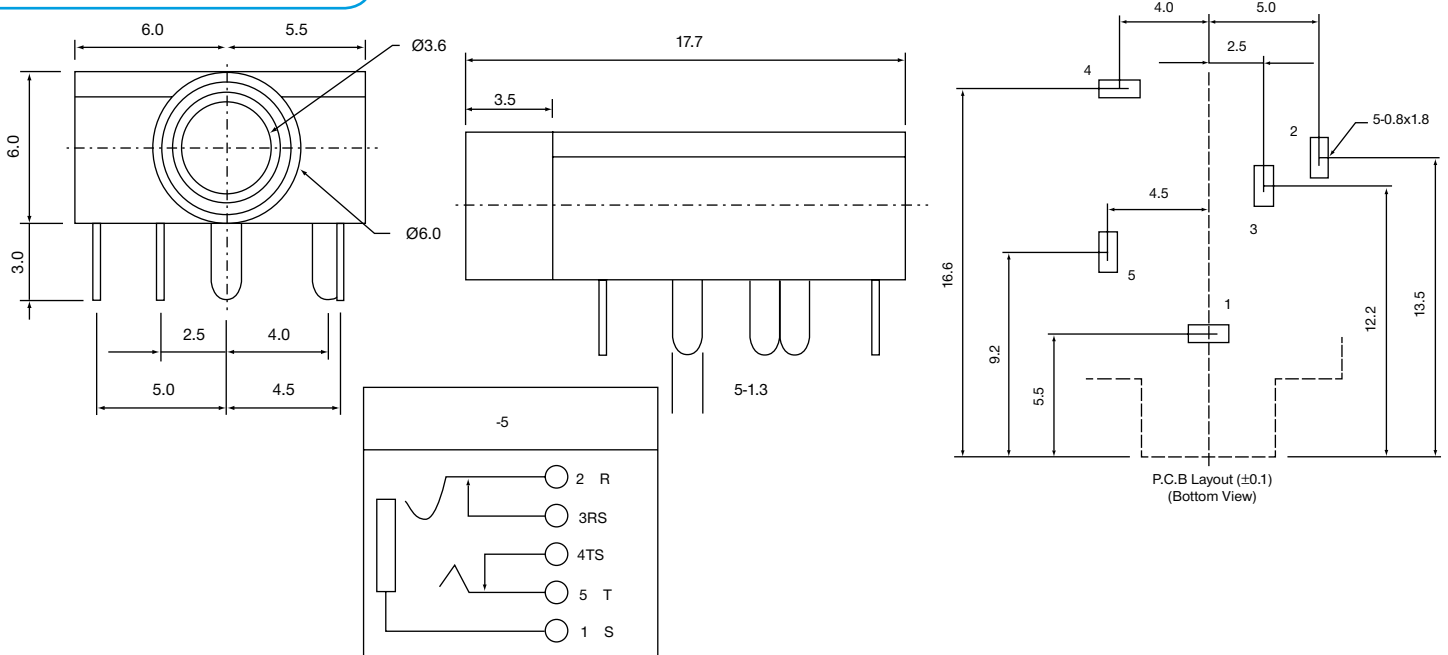


SECTION 6

SPECIFICATION

Contact resistance:	30mΩ max. (INITIAL)
Insulation resistance:	100mΩ min. AT 500V DC
Withstanding Voltage:	500V AC for one minute
Soldering heat:	260±5°C for 5±1 seconds
Insertion Force:	0.3-2.0 KG
Extraction Force:	0.3-2.0 KG
Lifetime:	5,000 cycles min

OUTLINE DRAWING



ORDERING INFORMATION

DBC	EJ	0365A	-5
Dubilier Connectors	3.5mm Earphone Socket	Series	Contacts
			-5

AUDIO

SECTION 6

- Competitively priced
- Industry Compatible
- PCB Mounting or Wire Soldering

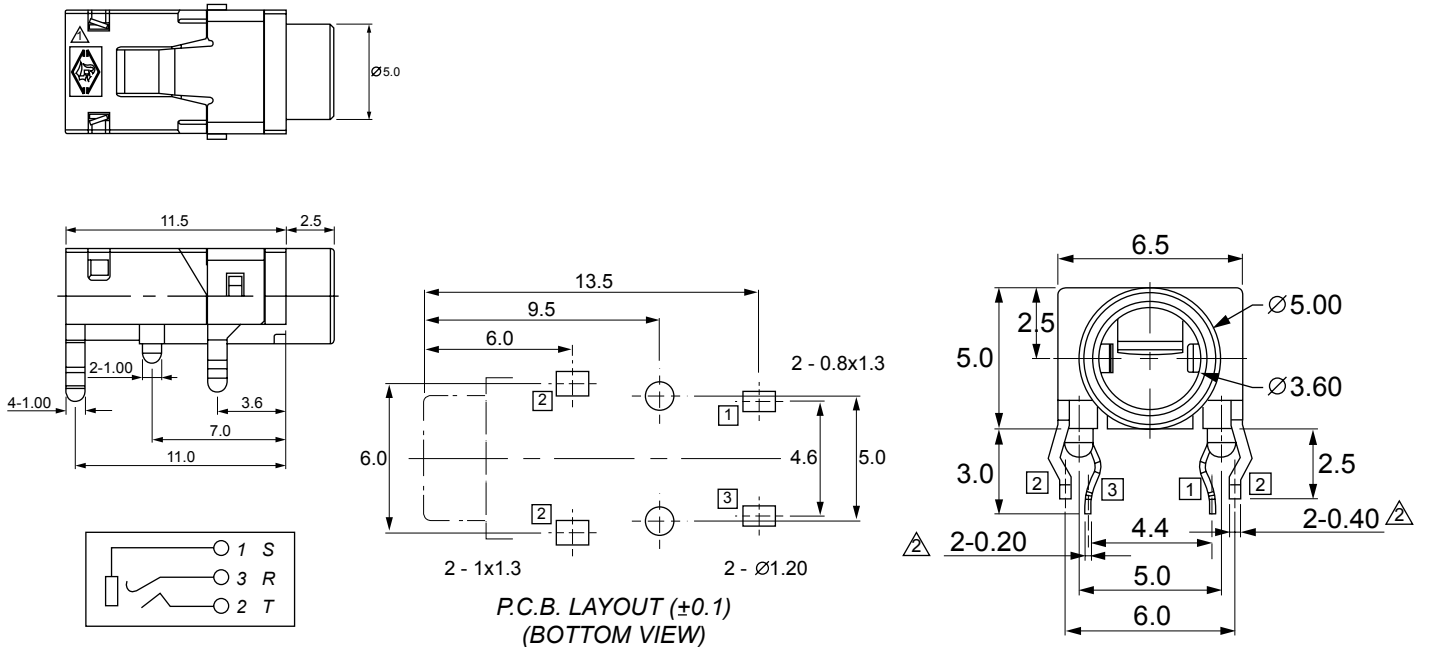
PCB 3.5mm EARPHONE JACK



SPECIFICATION

Contact resistance:	30mΩ max. (INITIAL)
Insulation resistance:	100mΩ min. AT 500V DC
Withstanding Voltage:	500V AC for one minute
Soldering heat:	260±5°C for 5±1 seconds
Insertion Force:	0.3-2.0 KG
Extraction Force:	0.3-2.0 KG
Lifetime:	5,000 cycles min

OUTLINE DRAWING



ORDERING INFORMATION

DBC	EJ	3530K
Dubilier Connectors	3.5mm Earphone Socket	Series

AUDIO

- Competitively priced
- Industry Compatible
- PCB Mounting or Wire Soldering

PCB 3.5mm EARPHONE JACK

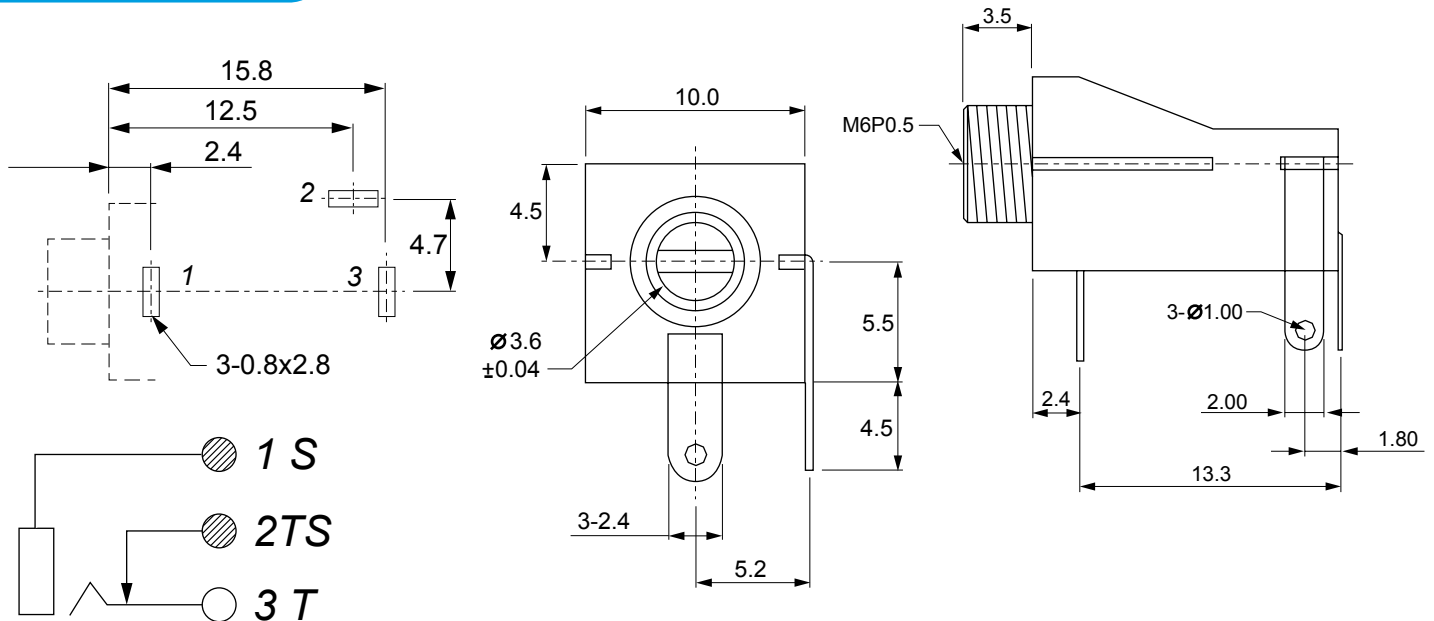


SECTION 6

SPECIFICATION

Contact resistance:	30mΩ max. (INITIAL)
Insulation resistance:	100mΩ min. AT 500V DC
Withstanding Voltage:	500V AC for one minute
Soldering heat:	260±5°C for 5±1 seconds
Insertion Force:	0.3-2.0 KG
Extraction Force:	0.3-2.0 KG
Lifetime:	5,000 cycles min

OUTLINE DRAWING



ORDERING INFORMATION


DBC	EJ	0351
Dubilier Connectors	3.5mm Earphone Socket	Series

AUDIO

SECTION 6

- Competitively priced
- Industry Compatible
- PCB Mounting or Wire Soldering

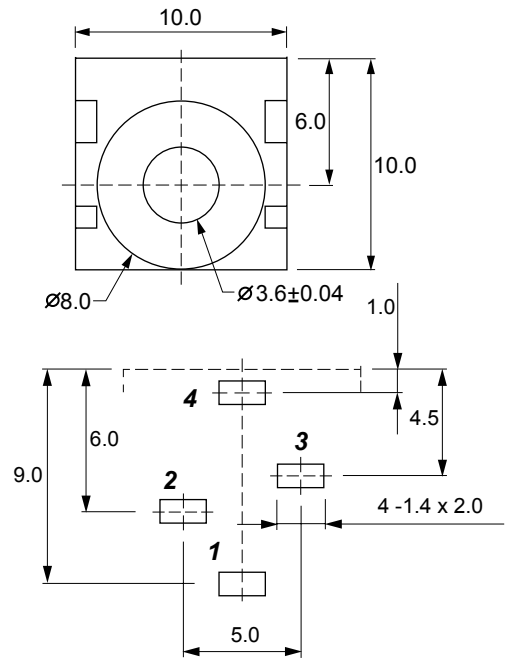
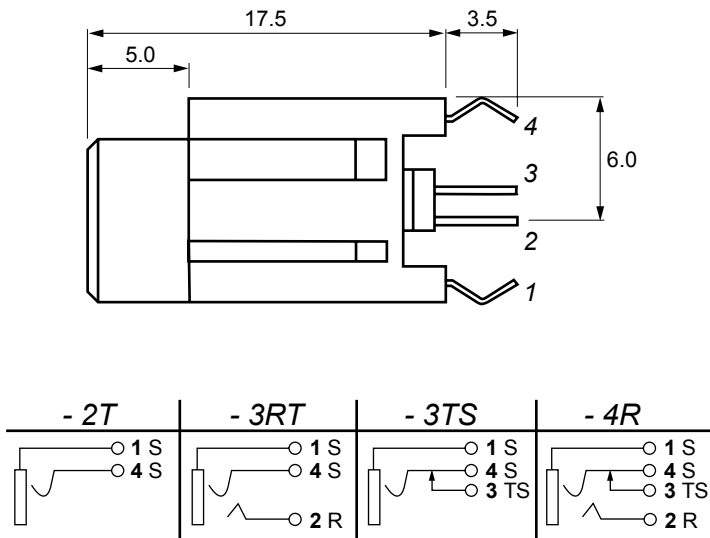
PCB 3.5mm EARPHONE JACK



SPECIFICATION

Contact resistance:	30mΩ max. (INITIAL)
Insulation resistance:	100mΩ min. AT 500V DC
Withstanding Voltage:	500V AC for one minute
Soldering heat:	260±5°C for 5±1 seconds
Insertion Force:	0.3-2.0 KG
Extraction Force:	0.3-2.0 KG
Lifetime:	5,000 cycles min

OUTLINE DRAWING



ORDERING INFORMATION

DBC	EJ	0368	-2T
Dubilier Connectors	3.5mm Earphone Socket	Series	Contacts
			-2T
			-3RT
			-3TS
			-4R

AUDIO

- Competitively priced
- Industry Compatible
- Surface Mount

SMT 3.5mm EARPHONE JACK

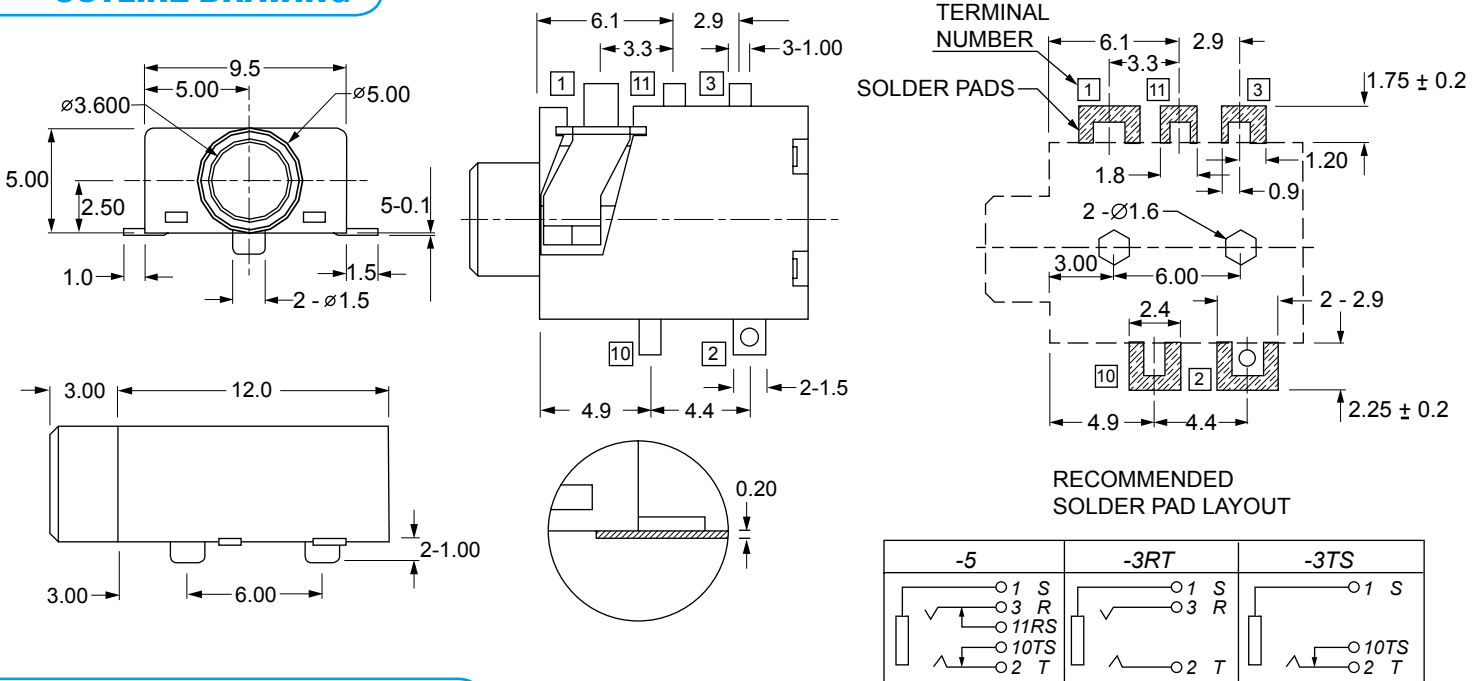
SECTION 6



SPECIFICATION

Contact resistance:	30mΩ max. (INITIAL)
Insulation resistance:	100mΩ min. AT 500V DC.
Withstanding voltage:	500V AC for one minute
Soldering Heat:	260±5°C for 5±1 seconds
Insertion force:	0.3-2.0 KG
Extraction force:	0.3-2.0 KG
Lifetime:	5,000 cycles min

OUTLINE DRAWING



ORDERING INFORMATION

DBC	EJ	0381	-3RT
Dubilier Connectors	3.5mm Earphone Socket	Series	Contacts
			-3RT -3TS -5