



IDC

SHROUDED LATCHED HEADER 2.00mm

- Industry compatible
- Competitively priced
- Various Plating contacts available
- 2.00mm pitch
- Long or Short Latch



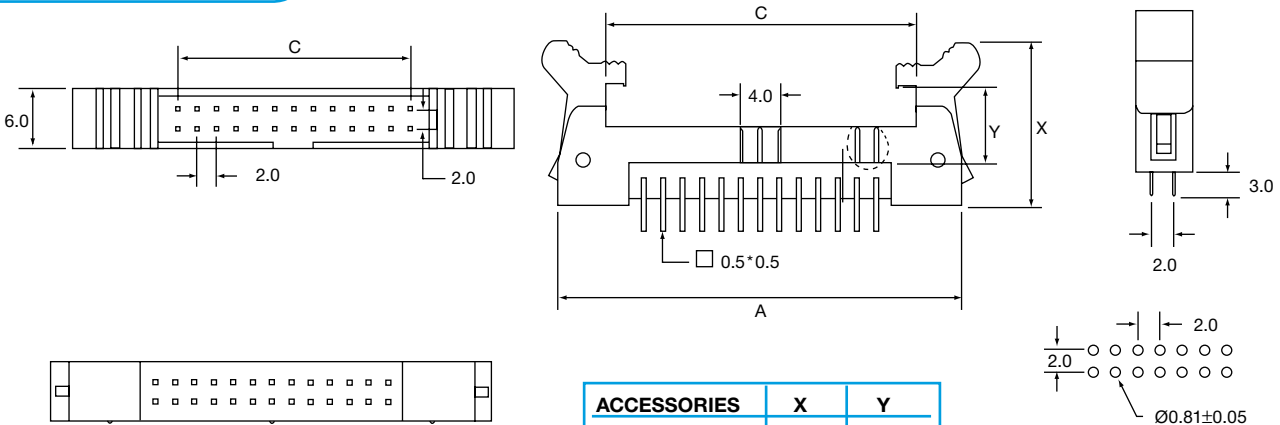
SPECIFICATION

Material & Finish

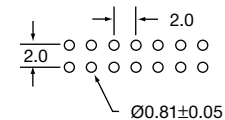
- Contact Material:** Brass
- Insulator Material:** Nylon 6T, glass reinforced, rated UL 94V-0
- Current Rating:** 1 Amp
- Contact Resistance:** 30M Ω Max.
- Insulator Resistance:** 3000M Ω Min.
- Dielectric Withstanding Voltage:** 500V AC for One Minute
- Operating Temperature:** -40°C to + 105°C

Position	A	B	C
10	25.7	8.0	15.8
12	27.7	10.0	17.8
14	29.7	12.0	19.8
16	31.7	14.0	21.8
20	35.7	18.0	25.8
22	37.7	20.0	27.8
24	39.7	22.0	29.8
26	41.7	24.0	31.8
30	45.7	28.0	35.8
34	49.7	32.0	39.8
40	55.7	38.0	45.8
44	59.7	42.0	49.8
50	65.7	48.0	55.8
68	83.7	66.0	73.8

OUTLINE DRAWING



ACCESSORIES	X	Y
Long Latch	19.7	11.5
Short Latch	16.9	8.7



RECOMMENDED P.C.B LAYOUT

SECTION 15

ORDERING INFORMATION


DBC	IDC	C5A	26	A	G	A	1
Dubilier Connectors	IDC Connector	Series	N° of Ways	Contact Material	Contact Plating	A = Long Latch B = Short Latch	Colour
			10=10way 12=12way 14=14way 16=16way 20=20way 22=22way	A=Brass	G= Gold Flash S=Selective *=Other Plating available		1=Black
			26=26way 30=30way 34=34way 40=40way 44=44way 50=50way 68=68way				



IDC

SHROUDED LATCHED HEADER RIGHT ANGLED 2.0mm

- Industry compatible
- Competitively priced
- Various Plating contacts available
- 2.00 mm pitch
- Long or Short Latch



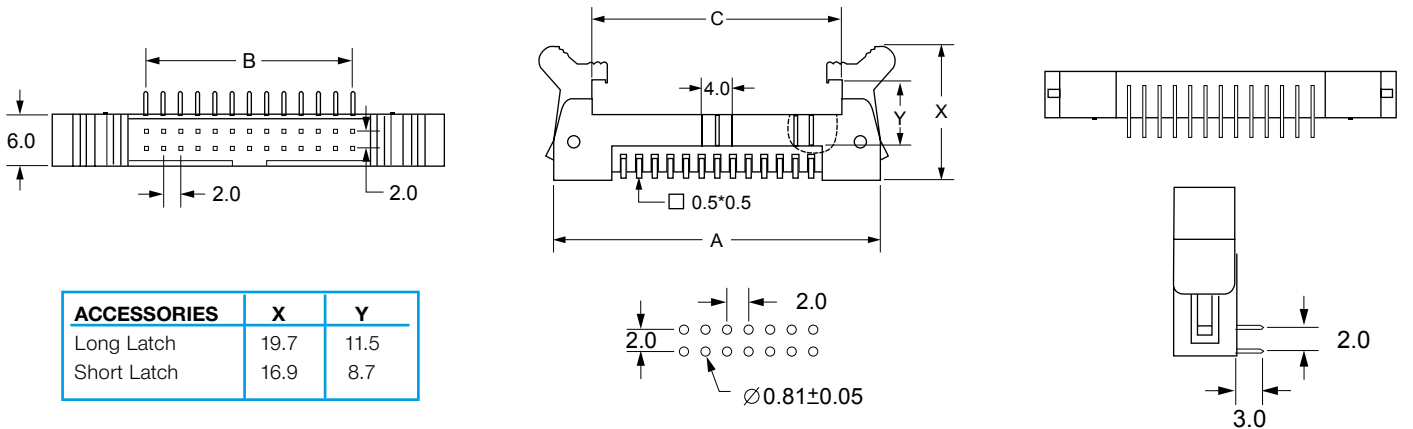
SPECIFICATION

Material & Finish

Contact Material:	Brass
Insulator Material:	PBT, Glass Reinforced, rated UL-94V-0
Current Rating:	1 Amp
Contact Resistance:	30M Ω Max.
Insulator Resistance:	3000M Ω Min.
Dielectric Withstanding Voltage:	500V AC for One Minute
Operating Temperature:	-40°C to + 105°C

Position	A	B	C
10	25.7	8.0	15.8
12	27.7	10.0	17.8
14	29.7	12.0	19.8
16	31.7	14.0	21.8
20	35.7	18.0	25.8
22	37.7	20.0	27.8
24	39.7	22.0	29.8
26	41.7	24.0	31.8
30	45.7	28.0	35.8
34	49.7	32.0	39.8
40	55.7	38.0	45.8
44	59.7	42.0	49.8
50	65.7	48.0	55.8
68	83.7	66.0	73.8

OUTLINE DRAWING



ACCESSORIES	X	Y
Long Latch	19.7	11.5
Short Latch	16.9	8.7

Reccomended PCB Layout

ORDERING INFORMATION

DBC	IDC	C6A	34	A	G	A	1
Dubilier Connectors	IDC Connector	Series	N° of Ways	Contact Material	Contact Plating	Features	Colour
			10=10way 12=12way 14=14way 16=16way 20=20way 22=22way 24=24way	A=Brass	G= Gold Flash S=Selective *=Other Plating available	A=Long Latch B=Short Latch	1=Black
			26=26way 30=30way 34=34way 40=40way 44=44way 50=50way 60=60way				

SECTION 15



IDC

SHROUDED LATCHED HEADER SMT 2.0mm

- Industry compatible
- Competitively priced
- Various Plating contacts available
- 2.0mm pitch
- Long or Short Latch



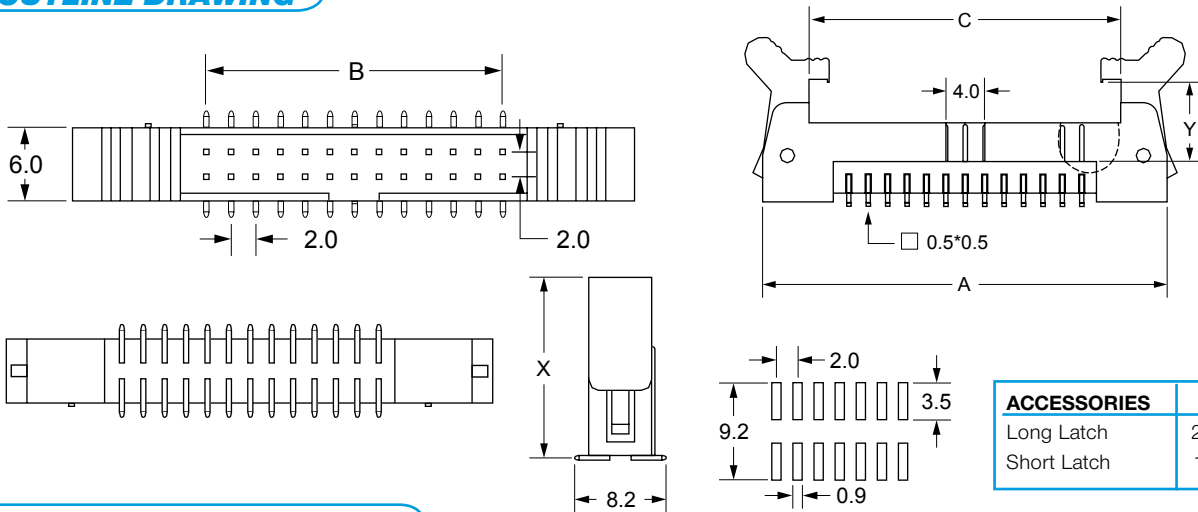
SPECIFICATION

Material & Finish

Contact Material:	Brass
Insulator Material:	Nylon 6T, glass reinforced, rated UL 94V-0
Current Rating:	1 Amp
Contact Resistance:	30M Ω Max.
Insulator Resistance:	3000M Ω Min.
Dielectric Withstanding Voltage:	500V AC for One Minute
Operating Temperature:	-40°C to + 105°C

Position	A	B	C
10	25.7	8.0	15.8
12	27.7	10.0	17.8
14	29.7	12.0	19.8
16	31.7	14.0	21.8
20	35.7	18.0	25.8
22	37.7	20.0	27.8
24	39.7	22.0	29.8
26	41.7	24.0	31.8
30	45.7	28.0	35.8
34	49.7	32.0	39.8
40	55.7	38.0	45.8
44	59.7	42.0	49.8
50	65.7	48.0	55.8
68	83.7	66.0	73.8

OUTLINE DRAWING



SECTION 15

ORDERING INFORMATION

DBC	IDC	C6S	10	A	G	A	1
Dubilier Connectors	IDC Connector	Series	N° of Ways	Contact Material	Contact Plating	Features	Colour
			10=10way 12=12way 14=14way 16=16way 20=20way 22=22way 24=24way	A=Brass	G= Gold Flash S=Selective *=Other Plating available	A=Long Latch B=Short Latch	1=Black
			26=26way 30=30way 34=34way 40=40way 44=44way 50=50way 68=68way				