


## DIN 41612

## TYPE C - MALE

- 32, 48, 64 and 96 Contacts
- 3 Rows
- Class 2 and 3
- 2.54mm(0.1"), 5.08mm(0.2" Half loaded) Pitch
- High Reliability
- UL Approved



### SPECIFICATION

#### Material

**Insulator:** Glass filled polyester (PBT, UL flammability 94V-0)

**Contacts:** Female copper alloy, male brass

**Contact finish:** Contact area: Gold over nickel (per requirements of performance class 3, class 2)  
Termination area: Tin - plated or Gold-plated for long wrap post

#### Mechanical

**Insertion force:** 96 contacts max. 90N  
64 contacts max. 60N  
48 contacts max. 45N  
32 contacts max. 30N  
Withdrawal force per contact: min 0.15N

**Temperature range:** -55°C to +125°C  
Air and creepage distance 1.2mm min.

#### Electrical

**Current rating:** 20°C 2A  
70°C 1A  
100°C 0.5A

**Contact resistance:** ≤20mΩ (testing current 100mA)  
≤40mΩ after 400 mating cycles

**Capacitance between adjacent contacts:** Appr. 2pF

**Insulation resistance:** ≥10<sup>12</sup>Ω  
(between adjacent contacts at 100 VDC)

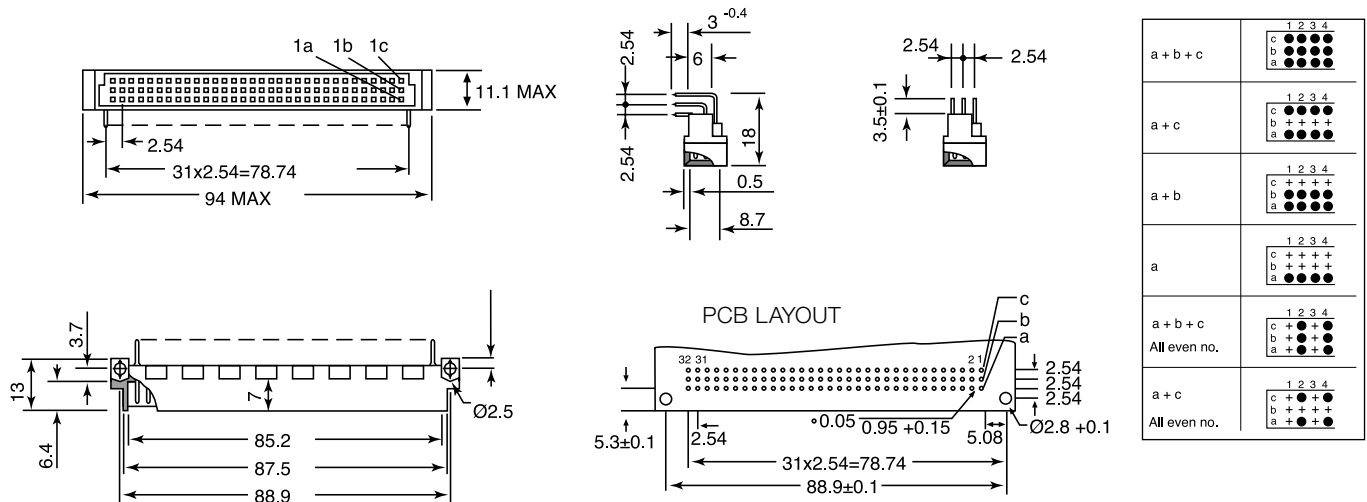
**Test voltage:** 1,000Vrms between contacts (2.54mm spacing)  
1,550Vrms between contacts (5.08mm spacing)  
1,550Vrms between contacts and body

**Operating voltage:** 250V AC

#### Agency approval

U/L Electric rating: 250V, 2A  
Mating Cycles: Class 2 = 400 Class 3 = 50

### OUTLINE DRAWING




### ORDERING INFORMATION

DBC	DIN	M	96	C	ABC	S	3
Dubilier Connectors	Series DIN 41612	Connector Type M = Male	N° of Ways 32 = 32 ways 48 = 48 ways 64 = 64 ways 96 = 96 ways	Housing Style C = C	Position of Contacts A, AB, AC, ABC, ABC1 = A+B+C even n°. AC1=AC even n°.	Termination Style S = Straight Solder RA = Right Angled Solder	Quality Class 3 = class 3 2 = class 2

## DIN 41612

## TYPE C - FEMALE

- 32, 48, 64 and 96 Contacts
- 3 Rows
- Class 2 and 3
- 2.54mm(0.1"), 5.08mm(0.2" Half loaded) Pitch
- High Reliability
- UL Approved



### SPECIFICATION

#### Material

**Insulator:** Glass filled polyester (PBT, UL flammability 94V-0)

**Contacts:** Female copper alloy, male brass

**Contact finish:** Contact area: Gold over nickel (per requirements of performance class 3, class 2)  
Termination area: Tin - plated or Gold-plated for long wrap post

#### Mechanical

**Insertion force:** 96 contacts max. 90N  
64 contacts max. 60N  
48 contacts max. 45N  
32 contacts max. 30N  
Withdrawal force per contact: min 0.15N

**Temperature range:** -55°C to +125°C  
Air and creepage distance 1.2mm min.

#### Electrical

**Current rating:** 20°C 2A  
70°C 1A  
100°C 0.5A

**Contact resistance:** ≤20mΩ (testing current 100mA)  
≤40mΩ after 400 mating cycles

**Capacitance between adjacent contacts:** Appr. 2pF

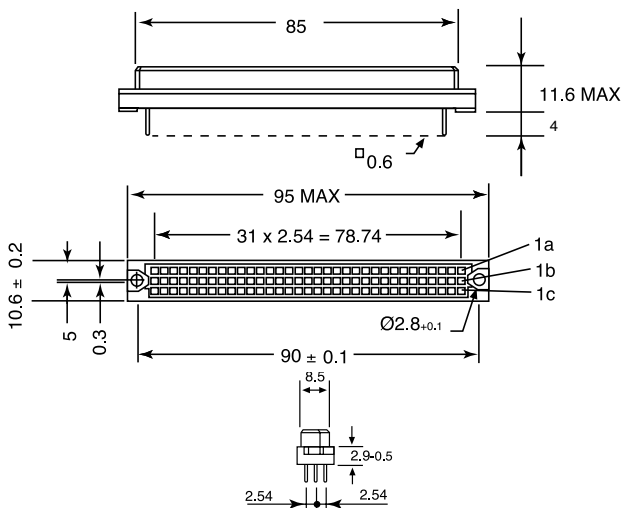
**Insulation resistance:** ≥10<sup>12</sup>Ω  
(between adjacent contacts at 100 VDC)

**Test voltage:** 1,000Vrms between contacts (2.54mm spacing)  
1,550Vrms between contacts (5.08mm spacing)  
1,550Vrms between contacts and body

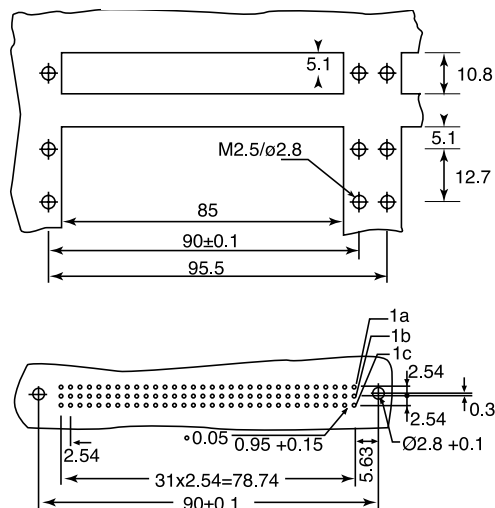
**Operating voltage:** 250V AC

**Agency approval**  
U/L Electric rating: 250V, 2A  
Mating Cycles: Class 2 = 400 Class 3 = 50

### OUTLINE DRAWING



#### PCB LAYOUT



a + b + c	
a + c	
a + b	
a	
a + b + c All even no.	
a + c All even no.	

### ORDERING INFORMATION

DBC	DIN	F	48	C	AB	S	3
Dubilier Connectors	Series DIN 41612	Connector Type F = Female	N° of Ways 32 = 32 ways 48 = 48 ways 64 = 64 ways 96 = 96 ways	Housing Style C = C	Position of Contacts A, AB, AC, ABC, ABC1 = A+B+C even n°. AC1=AC even n°.	Termination Style S = Straight Solder Tail length options available on request	Quality Class 3 = class 3 2 = class 2